

# **Tengri Partners Investment Banking (Kazakhstan) JSC**

## **Consolidated Financial Statements**

prepared in accordance with IFRS for the year ended December 31, 2025

Almaty, 2026

**CONTENTS**

<b>Management confirmation of responsibility for the preparation and approval of the consolidated financial statements for the year ended December 31, 2025.....</b>	<b>3</b>
<b>Independent Auditors' Report .....</b>	<b>4</b>
<b>Consolidated Financial Statements</b>	
Consolidated Statement of Profit or Loss and Other Comprehensive Income.....	7
Consolidated Statement of Financial Position.....	8
Consolidated Cash Flow Statement.....	9
Consolidated Statement of Changes in Equity.....	10
<b>Notes to the Consolidated Financial Statements and Basic Provisions of Accounting Policy</b>	
1. General information.....	11
2. Basis for Preparing of the Financial Statements.....	11
3. Fee and Commission Income.....	15
4. Service Costs and Commissions.....	16
5. Finance Income.....	16
6. Operating Expenses.....	16
7. Other Operating Expenses, Net.....	16
8. Income Tax.....	17
9. Cash Assets.....	17
10. Receivables Under REPO Transactions.....	18
11. Investments.....	18
12. Trade and Other Receivables.....	18
13. Advances Paid and Other Current Assets.....	18
14. Loans Receivable.....	19
15. Other Taxes Payable.....	19
16. Trade and Other Accounts Payable.....	19
17. Leases.....	19
18. Equity.....	20
19. Financial Risk Management Objectives and Policies.....	20
20. Contingencies and Commitments.....	25
21. Related Party Transactions.....	25
22. Group Information.....	26
23. Basis Provisions of Accounting Policy.....	26
24. Events after the Reporting Period.....	31

## Management's Statement of Responsibility for the Preparation and Approval of the Consolidated Financial Statements for the Year ended December 31, 2025

The following statement, which should be read in conjunction with the independent auditors' responsibilities stated in the independent auditors' report provided, is made with a view to distinguishing the respective responsibilities of the auditors in relation to the consolidated financial statements of Tengri Partners Investment Banking (Kazakhstan) JSC and its subsidiaries (hereinafter referred to as the "Group").

The Group Management is responsible for preparation of Consolidated Financial Statements fairly presents the Group financial position as of December 31, 2025, as well as the results of its operations, cash flows and changes in Equity for the year then ended, in accordance with the International Financial Reporting Standards (IFRS).

In preparation of the Financial Statements, Management is responsible for:


- selection of appropriate accounting principles and their sequential application;
- application of reasonable judgments and estimates;
- compliance with IFRS, or disclosure any material departures from IFRS in the notes to the Consolidated Financial Statements; as well as
- preparation of the Consolidated Financial Statements on a going concern basis, unless it is inappropriate to presume that the Group will continue in business.


Management is also responsible for:

- designing, implementing, and maintaining an effective and reliable internal control system within the Group;
- maintaining an accounting system that enables the preparation of information on the Group's financial position with reasonable accuracy at any time and ensures that the consolidated financial statements comply with IFRS;
- maintaining accounting records in accordance with the legislation of the Republic of Kazakhstan;
- taking measures within its authority to safeguard the Group's assets;
- identifying and preventing fraud and other irregularities.

These Consolidated Financial Statements for the year ended December 31, 2025, were authorized for issue on March 26, 2026, by the management of the Group.

As used hereinafter, the term "management of the Group" means the relevant authorized body of the Group in accordance with the applicable laws of the Republic of Kazakhstan.

  
**Nurlan Yessembayev**  
Chairman of the Board  
Tengri Partners Investment Banking (Kazakhstan) JSC



  
**Aigul Tatybayeva**  
Chief Accountant  
Tengri Partners Investment Banking (Kazakhstan) JSC

## INDEPENDENT AUDITOR'S REPORT

To the owners of Tengri Partners Investment Banking (Kazakhstan) JSC

### Qualified Opinion

We have audited the Consolidated Financial Statements of Tengri Partners Investment Banking (Kazakhstan) JSC and its subsidiary (the "Group"), which comprise the Consolidated Statement of Financial Position as of December 31, 2025, the Consolidated Statement of Profit or Loss and Other Comprehensive Income, the Consolidated Statement of Changes in Equity and the Consolidated Cash Flow Statement for the year ended December 31, 2025, and the notes to the Consolidated Financial Statements, including a summary of Basic Provisions of Accounting Policy.

In our opinion, except for the possible effects of the matters described in the paragraph headed "Basis for Qualified Opinion", the accompanying consolidated financial statements present fairly, in all material respects, the financial position of the Group as of December 31, 2025, and its financial performance and its cash flows for the year 2025 in accordance with International Financial Reporting Standards (hereinafter referred to as "IFRS").

### Basis for Qualified Opinion

As discussed in note 17, the Group applies the practical expedient of IFRS 16 Leases by accounting for leases of office space as short-term leases. In doing so, IFRS 16 requires accounting for the expected lease term subject to renewal rights. Due to the limitation of the scope of the audit in relation to management's estimates in relation to the lease, we were unable to determine whether any adjustments were required to be made to the right-of-use asset and lease liability at December 31, 2025, (December 31, 2024: not identified).

We have performed audit in accordance with International Standards on Auditing (hereinafter referred to as "ISA"). In accordance with these standards our responsibilities are specified in the section "Auditor's Responsibility for the Audit of Consolidated Financial Statements" of our opinion. We are independent of the Group in accordance with the International Ethics Standards Board for Accountants' Code of Ethics for Professional Accountants (hereinafter referred to as the "Code") and the ethical requirements applicable to the audit of the Consolidated Financial Statements in the Republic of Kazakhstan. We have also fulfilled our other ethical responsibilities as set out in those requirements and the Code. We believe that we have obtained sufficient and appropriate audit evidence to provide a qualified opinion.

### Key Audit Matters

Key audit matters are those matters that, in our professional judgment, were of most significance in our audit of the Consolidated Financial Statements of the current period. These matters were considered in the context of our audit of the Consolidated Financial Statements taken as a whole and in forming our opinion on those statements, and we do not express a separate opinion on these matters.

Key Audit Matters	Audit procedures in relation to key audit matters
<p>This matter was one of the most significant matters for our audit due to the fact that fee and commission income is the Group's main type of income. The Group earns several types of fixed fee and commission income, including fee and commission income that is dependent on the occurrence of specific events or volume of transactions. The Group's Management applies judgment in recognizing revenue in accordance with IFRS 15 Revenue from Contracts with Customers.</p> <p>The recognition of fee and commission income is disclosed in Note 3 "Fee and Commission Income" and Note 23 "Basic Provisions of Accounting Policy" to the Consolidated Financial Statements.</p>	<p>We obtained an understanding of the process of recognizing fee and commission income. We analyzed the Group's Accounting Policy regarding the recognition of fee and commission income.</p> <p>We performed analytical procedures in relation to fee and commission income to analyze unusual trends, including analysis of monthly fluctuations and changes in key revenue drivers such as number of customers and volume of transactions. On a sample basis, we reviewed the terms of transaction commissions for consistency with the primary documentation.</p> <p>We analyzed fee and commission income information disclosed in the Notes to Consolidated Financial Statements.</p>

### **Responsibility of Management and Persons Responsible for Corporate Governance, Consolidated Financial Statements**

The Management is responsible for the preparation and fair presentation of Consolidated Financial Statements in accordance with IFRS and for the internal control system that the Management considers necessary for preparation of Consolidated Financial Statements free of material misstatements due to fraud or errors.

In preparing the Consolidated Financial Statements, Management is responsible for assessing the Group's ability to continue as a going concern, disclosing, as applicable, matters related to going concern and using the going concern basis of accounting unless Management either intends to liquidate the Group or to cease operations, or has no practical alternative but to liquidate or cease operations. Those charged with governance are responsible for overseeing the preparation of the Group's Consolidated Financial Statements.

### **Auditor's Responsibility for Audit of the Consolidated Financial Statements**

Our purpose is to obtain reasonable assurance that the Consolidated Financial Statements are free from material misstatement, whether due to fraud or error, and to issue an Audit Report containing our opinion. Reasonable assurance is a high level of assurance, but is not a guarantee that an audit conducted in accordance with ISAs will always detect a material misstatement when it exists. Misstatements may be the result of fraud or errors and are considered significant if it can be reasonably assumed that individually or in combination it can affect the economic decisions of users made on the basis of Consolidated Financial Statements.

## Auditor's Responsibility for the Audit of the Consolidated Financial Statements, continued

Within the audit performed in accordance with ISA, we apply professional judgment and with an attitude of professional skepticism throughout the audit. Besides, we:

- Identify and assess the risks of material misstatement of the Consolidated Financial Statements, whether due to fraud or error; design and perform audit procedures responsive to those risks; and obtain audit evidence that is sufficient and appropriate to provide a basis for our opinion. The risk of not detecting a material misstatement resulting from fraud is greater than the risk of not detecting a material misstatement resulting from error because fraud may include collusion, forgery, willful omission, misrepresentation, or actions to circumvent an operating system of internal control;
- obtain an understanding of internal control relevant to the audit in order to design audit procedures that are appropriate in the circumstances, but not for the purpose of expressing an opinion on the effectiveness of the Group's internal control;
- assess the appropriateness of accounting policy used and the reasonableness of accounting estimates and related disclosures made by Management;
- conclude on the appropriateness of Management's use of the going concern basis of accounting and, based on the audit evidence obtained, whether a material uncertainty exists related to events or conditions that may cast significant doubt about the Group's ability to continue as a going concern. If we conclude that a material uncertainty exists, we are required to draw attention in our auditor's report to the related disclosures in the Consolidated Financial Statements or, if the disclosures are inadequate, to modify our opinion. Our conclusions are based on audit evidence obtained up to the date of our Audit Report. However, future events or conditions may cause the Group to lose its ability to continue as a going concern;
- We evaluate the overall presentation of the Consolidated Financial Statements, their structure and content, including the disclosures, and the fair presentation of the underlying transactions and events.

We inform those charged with governance of the planned scope and timing of the audit and of significant audit matters, including significant deficiencies in internal control.


Pan A.V.

**Auditor**

*Auditor's Qualification Certificate  
No MF-0000880 issued by the PI "Qualification Commission of  
the Chamber of Auditors for Attestation of Candidates for  
Auditors of the Republic of Kazakhstan"  
September 9, 2019*

Republic of Kazakhstan, Almaty,  
210 Dostyk Ave., office 31

March 26, 2026


Pan A.V.

**Managing Partner**

**PKF Audit & Assurance LLP**

State Occupation License  
Audit Activity in the Republic of Kazakhstan No 19022292  
issued by the Ministry of Finance of the Republic of  
Kazakhstan on November 12, 2019

**Tengri Partners Investment Banking (Kazakhstan) JSC**  
**Consolidated Statement of Profit or Loss and Other Comprehensive Income**  
for the year ended 31 December 2025

thousand tenge (unless otherwise specified)	Note.	2025	2024
Fee and commission income	3	1,891,047	1,780,305
Service Costs and Commissions	4	(15,069)	(11,683)
Financial incomes	5	91,141	99,603
Operating expenses	6	(1,781,201)	(1,624,438)
Other operating expenses, net	7	35,268	(48,260)
Foreign exchange gain/(loss)		63,709	40,696
<b>Income before tax</b>		<b>284,895</b>	<b>236,223</b>
Income tax expenses	8 (a)	(44,484)	(944)
<b>Net income</b>		<b>240,411</b>	<b>235,279</b>
Other comprehensive income		-	-
<b>Total comprehensive income for the year</b>		<b>240,411</b>	<b>235,279</b>
Earnings per share, KZT	18(b)	98	96

These Consolidated Financial Statements were authorized for issue by Management on March 26, 2026, and signed on his behalf:

  
**Nurlan Yessembayev**  
Chairman of the Board  
Tengri Partners Investment Banking (Kazakhstan) JSC




  
**Aigul Tatybayeva**  
Chief Accountant  
Tengri Partners Investment Banking (Kazakhstan) JSC

**Tengri Partners Investment Banking (Kazakhstan) JSC**  
**Consolidated Statement of Financial Position**  
as of December 31, 2025

thousand tenge	Note.	2025	2024
<b>ASSETS</b>			
Cash assets	9	113,070	21,151
Receivables Under Repo Transactions	10	177,065	134,107
Investments at fair value through profit or loss	11(a)	572,188	807,349
Investments at fair value through other comprehensive income	11(b)	200	200
Trade and other accounts receivable	12	147,301	51,017
Advances paid and other current assets	13	40,027	14,125
Loans issued	14	539,157	397,458
Fixed assets		16,717	23,941
Deferred tax asset	8(b)	20,511	–
<b>TOTAL ASSETS</b>		<b>1,626,236</b>	<b>1,449,348</b>
<b>CAPITAL AND LIABILITIES</b>			
<b>LIABILITIES</b>			
Other taxes payable	15	86,233	23,340
Trade and other accounts payable	16	70,875	197,291
		157,108	220,631
<b>Equity</b>			
Authorized capital	18(a)	2,256,804	2,256,804
Accumulated loss		(787,676)	(1,028,087)
		1,469,128	1,228,717
<b>TOTAL CAPITAL AND LIABILITIES</b>		<b>1,626,236</b>	<b>1,449,348</b>

These Consolidated Financial Statements were authorized for issue by Management on March 26, 2026, and signed on his behalf:

  
**Nurlan Yessembayev**  
Chairman of the Board  
Tengri Partners Investment Banking (Kazakhstan) JSC



  
**Argul Tatybayeva**  
Chief Accountant  
Tengri Partners Investment Banking (Kazakhstan) JSC

**Tengri Partners Investment Banking (Kazakhstan) JSC**  
**Consolidated Statement of Cash Flows**  
for the year ended 31 December 2025

thousand tenge	Note.	2025	2024
<b>OPERATIONS</b>			
Income before tax		284,895	236,223
Adjustments:			
Financial incomes	5	(91,141)	(99,603)
Depreciation and amortization	6	11,210	11,818
Impairment loss	7	(14,759)	47,566
Loss on disposal of property, plant and equipment		–	695
Unrealized foreign exchange loss		(68,245)	(30,610)
Cash flows from operating activities before changes in working capital		121,960	166,089
Decrease (increase) in advances paid and other current assets		33,627	54,668
Decrease (increase) in trade and other receivables		(83,838)	323,661
Net disposal on reverse repo transactions		(42,958)	(47,014)
(Decrease)/increase in other taxes payable		62,893	(84,897)
Increase in trade payables		(132,515)	1,544
Cash flows from operating activities before interest and income taxes paid		(40,831)	414,051
Interests paid		9,559	24,784
Income tax paid		(50,000)	–
<b>Net cash from operating activities</b>		<b>(81,272)</b>	<b>438,835</b>
<b>INVESTMENT ACTIVITIES</b>			
Acquisition of fixed assets		(3,986)	(10,367)
Proceeds from sale of investments		258,037	76,231
Loans provision	14	(80,226)	(330,500)
<b>Net cash used in investing activities</b>		<b>173,825</b>	<b>(264,636)</b>
<b>FINANCIAL ACTIVITIES</b>			
Dividends paid to owners	18(g)	–	(261,738)
<b>Net cash used in financing activities</b>		<b>–</b>	<b>(261,738)</b>
Net (decrease)/increase in cash funds		92,553	(87,539)
Effect of exchange rate changes on cash		(634)	11,022
Cash at the beginning of the period		21,151	97,668
<b>Cash at the end of the year</b>	9	<b>113,070</b>	<b>21,151</b>

These Consolidated Financial Statements were authorized for issue by Management on March 26, 2026, and signed on his behalf:

  
**Nurlan Yessembayev**  
Chairman of the Board  
Tengri Partners Investment Banking (Kazakhstan) JSC



  
**Aigul Tatybayeva**  
Chief Accountant  
Tengri Partners Investment Banking (Kazakhstan) JSC

**Tengri Partners Investment Banking (Kazakhstan) JSC**  
**Consolidated Statement of Changes in Equity**  
for the year ended 31 December 2025

thousand tenge

**As of January 1, 2024**  
Net income for the year  
Stated dividends  
**As of December 31, 2024**  
Net income for the year  
Stated dividends  
**As of December 31, 2025**

Note.	Authorized capital	Accumulated loss	Total
	<b>2,256,804</b>	<b>(1,170,200)</b>	<b>1,086,604</b>
	–	235,279	235,279
18(a)	–	(93,166)	(93,166)
	<b>2,256,804</b>	<b>(1,028,087)</b>	<b>1,228,717</b>
	–	240,411	240,411
18(g)	–	–	–
	<b>2,256,804</b>	<b>(787,676)</b>	<b>1,469,128</b>

These Consolidated Financial Statements were authorized for issue by Management on March 26, 2026, and signed on his behalf:



**Nurlan Yessembayev**  
Chairman of the Board  
Tengri Partners Investment Banking (Kazakhstan) JSC




**Aigul Tatybayeva**  
Chief Accountant  
Tengri Partners Investment Banking (Kazakhstan) JSC

**1. General information**

**(a) Organization and Operations**

Tengri Partners Investment Banking (Kazakhstan) JSC (hereinafter referred to as the "Company") is a joint stock company incorporated in the Republic of Kazakhstan. The immediate owner is Tengri Partners (Kazakhstan) LLP, which ultimately owns 100% of the Company.

The Company's principal office is registered and located at: Kazakhstan, 050059, Almaty, 17, Al-Farabi Ave., Block 4B, Office 705.

The principal activities of the Company are:

- brokerage and dealer and other activities related to the securities market;
- provision of investment consulting;
- analytical research.

The Company holds the following licenses:

- License No. 3.1.1.244 dated November 17, 2020, for operations in the securities market, namely brokerage and dealer activities with the right to maintain accounts as a nominal holder;
- License No. 4.3.14 dated February 22, 2021, for foreign exchange operations, excluding transactions with foreign currency in cash.

As at 31 December 2025, the Group had 40 employees (2024: 40 employees).

These consolidated financial statements include the Company and its subsidiary, Tengri Partners Financial Advisory (Kazakhstan) LLP (the "Group"). The main activity of the subsidiary is ancillary activities in the financial services industry (2024: ancillary activities in the financial services sector).

The Group has a branch (hereinafter referred to as the "Branch") in the Astana International Financial Centre (the "AIFC"), incorporated on 17 January 2020 in accordance with the AIFC rules.

The main activities of the AIFC Branch are:

- making transactions with investments on its own behalf;
- making transactions with investments as an agent;
- consulting on investment issues;
- organization of investment transactions;

The registered office of the Branch is located at the address: Astana, Yesil district, Mangilik El Avenue, 55/20, working zone No318.

As of December 31, 2025, the Branch had 3 employees (2024: 3 employees).

**(b) Operating Environment in Kazakhstan**

The Group's activities are primarily concentrated in Kazakhstan. Accordingly, the Group is exposed to country risk, which includes economic, political, and social risks inherent to doing business in Kazakhstan. These risks include matters arising from governmental policies, economic conditions, the introduction of or changes in tax and legal regulations, currency fluctuations, and the enforceability of contractual rights.

This Consolidated Financial Statements reflects Management's assessment of the impact of the economic environment in Kazakhstan on the Group's operations and financial position. Future economic conditions may differ from those assessments.

**2. Basics of Preparation of the Financial Statements**

**(a) Statement of compliance with IFRS**

These Consolidated Financial Statements have been prepared in accordance with International Financial Reporting Standards (hereinafter referred to as the "IFRS") as issued by the International Accounting Standards Board (hereinafter referred to as the "IASB") and interpretations issued by the International Financial Reporting Interpretations Committee (hereinafter referred to as the "IFRIC") of the IASB.

**2. Basis of Preparation of Financial Statements, continued**

**(b) Going concern basis**

These Consolidated Financial Statements have been prepared on the assumption that the Group will continue as a going concern.

The Group has undergone a number of changes in the recent past and in recent years has shown a stable positive profitability trend. As a consequence, the Group's well-being will largely depend on the continuation of these dynamics in the future. Management believes that it is making sufficient efforts to implement these plans and believes that the Group's sufficient working capital and the support of its owners represent a reasonable assurance that it will be able to meet its anticipated cash requirements.

After reviewing the Group's forecast prices for its services, sales, debt and capital commitments and assessing the possible adverse effects, such as lower prices for services provided, higher operating costs, Management reasonably believes that the Group has adequate resources to continue in operation for the foreseeable future. Accordingly, the Group continues to adopt the going concern basis of accounting in preparing its Financial Statements

**(c) Basis of measurement**

These Consolidated Financial Statements have been prepared under the historical cost convention, except for investments measured at fair value in accordance with IFRS 9 Financial Instruments (see note 11(a) and 11(b)).

**(d) Basis of consolidation**

The Consolidated Financial Statements reflect the financial position of the Group as of December 31, 2025, and the financial performance of the Group for the year ended December 31, 2025.

Subsidiaries are entities controlled by the Group. Control exists when the Group has the power, directly or indirectly, to direct the activities of an enterprise that most significantly affect the returns to the Group from its involvement with the enterprise. The Financial Statements of subsidiaries are consolidated from the date on which control is transferred to the Group and are no longer consolidated from the date that control effectively ceases. When the Group ceases to control an entity, any retained interest in the entity is remeasured to its fair value with adjustments to the carrying amount recognized in profit or loss. The fair value is taken as the initial carrying amount for the purposes of subsequently accounting for the retained interest as an associate, joint venture or financial asset. In addition, any amounts previously recognized in other comprehensive income in respect of that entity are accounted for as if the Group had directly disposed of the related assets or liabilities. Such treatment may mean that amounts previously recognized in other comprehensive income are charged to profit or loss.

The financial statements of subsidiaries are prepared for the same reporting year as the Group, using consistent accounting policy. All intra-group accounts and transactions, including unrealized gains on intra-group transactions, are eliminated in full. Unrealized losses are eliminated in the same manner as unrealized gains, except that they are eliminated only to the extent that there is no indication of impairment.

**(e) Functional and presentation currency**

The national currency of Kazakhstan is the Kazakhstan tenge (hereinafter referred to as the "tenge" or "KZT"), which is the Group's functional currency and the presentation currency of these Financial Statements. All financial information presented in tenge has been rounded to the nearest thousand ("thousand tenge").

**(e) Adoption of new standards and interpretations**

In preparing these consolidated financial statements, the Group applied the following standards and amendments effective 1 January 2025:

- Amendments to IAS 21 Effects of Currency Changes

Introduces rules for accounting for exchange rate differences for currencies that are not freely exchangeable. These amendments are not expected to have a material impact on the Group's financial statements.

**2. Basis of Preparation of Financial Statements, continued**

**(g) New standards and interpretations not yet adopted**

In preparing these consolidated financial statements, the Group has not applied any new standards, interpretations or amendments to them that have been published but not yet effective. These standards and interpretations are not expected to have a material impact on the Group's financial statements.

Several new standards and interpretations have been published, which are mandatory for periods starting on or after January 1, 2025, and which the Group did not adopt ahead of schedule.

- IFRS 14 Deferred Rate Accounts (issued on 30 January 2014 and effective for annual periods beginning on or after 1 January 2016);
- Amendments to IFRS 10 and IAS 28 Sales or Contributions of Assets between an Investor and Its Associate or Joint Venture (issued on 11 September 2014 and effective for annual periods beginning on or after a date to be determined by the IASB).

The implementation of the new standards and interpretations, effective from 1 January 2025, has no material impact on the Group's consolidated financial statements.

**Standards that have been issued but have not yet come into force:**

The following are the standards, amendments and clarifications that have been issued but are not yet effective at the date of issue of the Group's consolidated financial statements. The Group intends to apply these standards, amendments and clarifications, if applicable, from the date of their entry into force.

*IFRS 18 Presentation and Disclosure in Financial Statements*

In April 2024, the IASB issued IFRS 18, which will replace IAS 1 Presentation of Financial Statements. IFRS 18 introduces new requirements for the presentation of information in the statement of profit or loss, including the presentation of certain totals and subtotals. In addition, in the profit or loss statement, organizations must present all income and expenses, dividing them into five categories: operating, investment and financial, income taxes and discontinued operations.

The standard contains requirements for the disclosure of management-defined performance measures, subtotals of income and expenses, and new requirements for the aggregation and disaggregation of financial information depending on the function of the main financial statements and notes.

As a result of the release of the new standard, a narrow-scope amendment was made to IAS 7 Statement of Cash Flows, according to which, when applying the indirect method, instead of profit or loss, "operating profit or loss" will be used to determine cash flows from operating activities. In addition, the amendments abolish the possibility of choosing to classify cash flows arising from the payment of dividends and interest. Accompanying amendments have also been made to some other standards.

IFRS 18 and related amendments to other standards are effective for reporting periods beginning on or after 1 January 2027. Early application is allowed, provided that this fact is disclosed. IFRS 18 will be applied retrospectively.

The Group is currently working to determine the impact of the new standard and amendments on the financial statements and notes to the consolidated financial statements. As a result of the adoption of the standard, it is estimated that the following material changes will need to be made to the Group's consolidated financial statements:

- exchange differences would be in the same category as the corresponding items of income and expense giving rise to exchange rate differences;
- new disclosure will be added: a) performance indicators determined by management; (b) certain types of expenses, classified by their nature, if the income statement presents the expense in the operating category by purpose, and (c) reconciliations for each line of the income statement between the restated amounts presented in accordance with IFRS 18 and the amounts previously presented in accordance with (IAS) 1;
- Interest received and paid will be charged to investing and financing activities in the statement of cash flows, respectively.

**2. Basis of Preparation of Financial Statements, continued**

*IFRS 19 Subsidiaries Without Public Reporting: Disclosures*

Issued by the IASB in May 2024, effective January 1, 2027 (early application permitted). IFRS 19 provides specific abbreviated disclosure requirements for subsidiaries that:

- do not have publicly traded securities, and
- are part of a group whose financial statements are prepared in accordance with full IFRS.

IFRS 19 will become effective for reporting periods beginning on or after 1 January 2027. Early use is allowed.

The standard will not have an impact on the Group's consolidated financial statements.

*Amendments to IFRS 9 and IFRS 7 – Amendments to the Classification and Measurement of Financial Instruments*

In May 2024, the IASB issued amendments to IFRS 9 and IFRS 7 – Amendments to the Classification and Measurement of Financial Instruments. These amendments:

- explain that the recognition of a financial liability is derecognised at the "settlement date" and provides for the possibility of choosing an accounting policy (subject to certain conditions) for derecognition of financial liabilities settled using an electronic payment system before the date of settlement;
- provide additional guidance on how contractual cash flows for financial assets with environmental, social, governance and similar characteristics should be measured;
- clarify what constitutes non-recourse financial assets and the characteristics of the instruments linked by the contract;
- introduce disclosure requirements for financial instruments with contingent characteristics and additional disclosure requirements for equity instruments classified as measured at fair value through other comprehensive income.

The amendments are effective for annual periods beginning on or after 1 January 2026. Early application is permitted, but only those provisions relating to the classification and disclosure of financial assets. These amendments are not expected to have a material impact on the Group's consolidated financial statements.

*Annual Improvements to IFRS Accounting Standards Issue 11*

In July 2024, as part of the planned update of IFRS accounting standards, the IASB issued nine amendments with a narrow scope. These amendments contain clarifications, simplifications, corrections and changes aimed at improving the consistency of the following standards: IFRS 1 First Adoption of International Financial Reporting Standards, IFRS 7 Financial Instruments: Disclosures and the accompanying Guidance on the Implementation of IFRS 7 Financial Instruments: Disclosures, and the accompanying guidance on the implementation of IFRS 7, IFRS Financial Instruments, IFRS 10 Consolidated Financial Statements and IAS 7 Statement of Cash Flows.

The amendments will take effect for annual reporting periods beginning on or after 1 January 2026. Early application is allowed, provided that this fact is disclosed. These amendments are not expected to have a material impact on the Group's consolidated financial statements.

*Amendments to IFRS 9 and IFRS 7 – Contracts for the Supply of Electricity from Natural Sources*

In December 2024, the IASB issued amendments to IFRS 9 and IFRS 7 – Contracts for the Supply of Electricity from Natural Sources, the amendments apply only to contracts for the supply of electricity from natural sources. These amendments:

- clarify how to apply the requirements for "consumption for own use" in the case of contracts within the scope of application;
- change the requirements for determining the hedged cash flows for contracts within the scope of the amendments;
- add new disclosure requirements to help investors understand the impact these contracts have on the entity's financial results and cash flows.

**2. Basis of Preparation of Financial Statements, continued**

The amendments shall be effective for annual reporting periods beginning on or after 1 January 2026. The amendments relating to the deductible allowance apply retrospectively, while the amendments relating to hedge accounting apply prospectively to new hedging relationships established after the date of the initial application of the amendments. In addition, the disclosure-related amendments to IFRS 7 shall be applied concurrently with the amendments to IFRS 9. If the entity does not restate comparative information, then disclosure of comparative information is not allowed.

These amendments are not expected to have a material impact on the Group's consolidated financial statements.

**(h) Use of estimates and assumptions**

Group's Management uses judgments, estimates and assumptions relating to the reporting of assets and liabilities and the disclosure of contingent assets and liabilities to prepare these Consolidated Financial Statements in conformity with IFRS. Judgments are based on Management's best knowledge of certain facts and circumstances relating to past experience. Actual results may differ from these estimates.

Assumptions and estimates made on their basis are constantly analyzed for the need to change them. Changes in accounting estimates are recognized in the reporting period when these estimates were revised and in all subsequent periods affected by these changes.

The following notes provide information about, among other things, the key areas of estimation uncertainty and critical judgments in applying provisions of accounting policy that have the most significant effect on the amounts recognized in the financial statements. However, Management does not expect the value of assets and liabilities affected by these factors to change significantly over the next 12 months within a reasonably possible range, unless otherwise stated.

- Note 8 - Income Taxes. Management has made an assessment of the completeness of tax liabilities that are subject to examination by the tax authorities and the timing of the realization of temporary differences;
- Note 11 - Investments Measured at Fair Value. An estimate has been made of the fair value of investments;
- Note 12 - Trade and Other Receivables. Management has made an estimate in respect of expected credit losses;
- Note 14 - Loans Receivable. Management has made an estimate in respect of the fair value of loans based on market borrowing rates;
- Note 19 - Financial Risk Management Objectives and Policies. The fair value analysis is based on estimates of future cash flows and discount rates
- Note 20 - Contingencies and Commitments. This disclosure requires Management to estimate liabilities and determine the probability of future cash outflows.

**(i) Segment Reporting**

The information provided to Management for planning and evaluation of the Group's operations is prepared in accordance with the Group's operating structure. For management purposes, the Group is considered as a single segment according to the nature of its operations, products produced and services rendered.

**(j) Comparative data**

When the presentation of the Consolidated Financial Statements changes during the year, comparative figures are restated to conform to the new presentation.

**3. Fee and Commission Income**

thousand tenge	2025	2024
Brokerage and nominee holding services	1,159,211	1,408,601
Underwriting services	702,223	68,507
Agency services	16,091	–
Financial advisor services	13,522	303,197
	<b>1,891,047</b>	<b>1,780,305</b>

The Group provides all of its services under pre-existing short-term and long-term contracts. The terms of the contracts vary depending on the subject matter of the contract and may be fixed-price or fee-based (in particular, brokerage services).

The Group's services are sold over a period of time as the customer both receives and consumes the benefits as the Group delivers them. The Group invoices the costs incurred on a monthly basis.

**4. Service Costs and Commissions**

thousand tenge	2025	2024
Stock exchange services	5,720	1,587
Other professional services	9,349	10,096
	<b>15,069</b>	<b>11,683</b>

**5. Finance incomes**

thousand tenge	2025	2024
Income on purchase and sale of securities	149,313	65,732
Interest on loans issued	58,641	3,350
Amortization of discount on loans issued	10,512	10,963
Fees on repo transactions, net	9,558	24,784
Amortization of discount on securities issued	980	760
Interest on securities	766	1,116
Income/(Expenses) from changes in the value of securities	(131,139)	3,405
Recognition of discount on loans issued	(7,680)	(10,511)
Other financial income	190	4
	<b>91,141</b>	<b>99,603</b>

**6. Operating expenses**

thousand tenge	2025	2024
Wages and salaries	896,372	1,172,192
Professional services	508,274	70,350
Taxes and other obligatory payments to the budget	115,712	124,141
Information services and software maintenance	95,850	79,129
Lease and maintenance costs of fixed assets	56,695	52,830
Travel and hospitality expenses	26,993	34,553
Depreciation and amortization	11,210	11,818
Communication services	5,951	5,876
Advertising and customer acquisition services	720	2,258
Other	63,424	71,291
	<b>1,781,201</b>	<b>1,624,438</b>

**7. Other operating expenses, net**

thousand tenge	2025	2024
Impairment loss	14,759	(47,566)
Other	20,509	(694)
	<b>35,268</b>	<b>(48,260)</b>

**8. Income Tax**

**(a) Income tax expenses**

A reconciliation of income tax applicable to the accounting loss before income tax at the statutory tax rate to income tax expense at the effective income tax rate is provided below:

thousand tenge	2025	2024
<b>Income before tax</b>	<b>284,895</b>	<b>236,223</b>
Income Tax Rate	20.0%	20.0%
Income tax calculated at the applicable tax rate	56,979	47,245
Change in unrecognized deferred tax assets	(34,665)	(120,805)
Non-deductible expenses	22,170	74,504
<b>Income tax expenses</b>	<b>44,484</b>	<b>(944)</b>
Effective income tax rate	15.6%	0.4%

thousand tenge	2025	2024
Current income tax expenses	(64,995)	(944)
Deferred income tax expense	20,511	-
	<b>(44,484)</b>	<b>(944)</b>

**(b) Deferred tax asset**

Amounts of deferred assets:

thousand tenge	2025	2024
Fixed assets	1,459	988
Trade and other accounts receivable	8,141	11,103
Reserve for unused vacations	5,053	4,595
Tax Payable	5,858	1,455
Tax losses carried forward	-	16,546
	20,511	34,687
Unrecognized tax assets	-	(34,687)
	<b>20,511</b>	<b>-</b>

**(c) Unrecognised deferred tax assets**

In previous reporting periods, deferred tax assets were not recognised due to the existence of tax losses and the lack of a sufficient probability of receiving future taxable income for which these assets could be used.

In 2024, tax losses were offset against future taxable income within the limitation period, which was 10 years.

During the reporting period, the Group's financial results improved, and according to tax accounting data, the Group reached taxable profit. As a result, management has revised its assessment of the likelihood of using tax assets and recognised a deferred tax asset to the extent that future taxable income is probable.

**9. Cash assets**

thousand tenge	2025	2024
Cash on current bank accounts	86,343	9,651
Cash in organizations rendering services on the securities market	26,727	11,500
	<b>113,070</b>	<b>21,151</b>

**10. Receivables from repo transactions**

As of December 31, 2025, the Group and Kazakhstan Stock Exchange JSC had outstanding reverse repurchase agreements for the amount of 177,065 thousand tenge (2024: 134,107 thousand tenge). The subject of these agreements were securities included in the corporate securities basket, yield on corporate transactions was 17% p.a. (2024: 14.8%) and repo closing date in January 2026 (2024: January 2025).

**11. Investments**

**(a) Investments at fair value through profit or loss**

thousand tenge	2025	2024
Securities of a Kazakhstan company	472,532	691,898
Government securities	99,656	
International Securities	–	115,451
	<b>572,188</b>	<b>807,349</b>

Investments measured at fair value through gains or losses include equity securities of a Kazakhstan company listed on the Kazakhstan Stock Exchange (KASE) and discount notes issued by the National Bank of the Republic of Kazakhstan. (in 2024: equity securities of a Kazakh company and government debt securities issued by the US Treasury amounted to 807,349 thousand tenge, respectively).

**(b) Investments at fair value through other comprehensive income**

Investments at fair value through other comprehensive income include equity securities of an infrastructure financial organization in the amount of 200 thousand tenge (2024: 200 thousand tenge).

**12. Trade and other accounts receivable**

thousand tenge	2025	2024
Trade accounts receivable	185,626	69,895
Related parties receivables	2,378	36,635
	188,004	106,530
Provision for expected credit losses	(40,703)	(55,513)
	<b>147,301</b>	<b>51,017</b>

The movements in the allowance for expected credit losses were as follows:

thousand tenge	2025	2024
As of January 1	55,513	7,507
Charged	(14,742)	47,507
Foreign exchange difference	(68)	499
<b>As of December 31</b>	<b>40,703</b>	<b>55,513</b>

**13. Advances Paid and Other Current Assets**

thousand tenge	2025	2024
Deferred expenses	22,661	5,424
Advances issued for the purchase of goods and services	16,188	6,068
Prepayments for other taxes	10,103	10,140
Employees' indebtedness	1,412	2,851
	50,364	24,483
Provisions for impairment of advances paid	(10,337)	(10,358)
	<b>40,027</b>	<b>14,125</b>
Non-current portion	–	–
Current portion	40,027	14,125

**14. Loans issued**

The balance of loans issued for 2025 amounted to 539,157 thousand tenge, of which 330,500 thousand tenge at a nominal interest rate of 18.5% per annum (2024: 396,600 thousand tenge).

The remaining loans were made to related parties on an interest-free basis.

**Movement in loans**

thousand tenge	2025	2024
As of January 1	397,458	63,157
Loans provision	257,000	330,500
Loan repayment	(176,774)	–
Accrual of interest	58,641	3,350
Offsetting	2,832	451
<b>As of December 31</b>	<b>539,157</b>	<b>397,458</b>

**15. Other taxes payable**

thousand tenge	2025	2024
Social Tax	27,642	6,584
Individual Income Tax	26,538	7,622
Corporate income tax	14,995	944
Pension contributions	13,898	5,823
Other taxes	3,160	2,367
	<b>86,233</b>	<b>23,340</b>

**16. Trade and other payables**

thousand tenge	2025	2024
Debt on commissions (depository, custodian, stock exchange)	32,252	16,218
Reserve for unused vacations	25,264	22,976
Debt to suppliers	9,745	133,884
Salaries payable	2,205	12,758
Payables to related parties	–	8,800
Other accounts payable	1,409	2,655
	<b>70,875</b>	<b>197,291</b>

**17. Leases**

The Group leases office space. Lease agreements are generally for fixed periods of 12 months or less, but have an option to renew. Lease agreements do not contain any special terms and conditions (covenants) except for protective measures in respect of leased assets owned by the lessor. Leased assets may not be subleased or used as collateral.

The Group applies practical expedients and does not recognize right-of-use assets and lease liabilities for leases of low-value assets or short-term leases of 12 months or less. Lease payments under these leases are recognized in the income statement on a straight-line basis over the lease term (see note 6).

**18. Equity**

**(a) Authorized capital**

	2025		2024	
	Share, %	thousand tenge	Share, %	thousand tenge
Tengri Partners (Kazakhstan) LLP	100%	2,256,804	100%	2,256,804
	<b>100%</b>	<b>2,256,804</b>	<b>100%</b>	<b>2,256,804</b>

The authorized share capital of the Company is 3,000,000 ordinary shares of KZT 1,000 each. As of December 31, 2025, the issued share capital amounted to 2,451,604 shares (2024: 2,451,604 shares). The issued share capital is fully paid up.

As of 31 December 2025, the Company's register of securities holders includes persons who are parties to transactions under short-term exchange-traded direct repo transactions. The collateral was ordinary shares of the Company.

**(b) Earnings per share**

Basic earnings per share is determined by dividing the net income for the period attributable to common shareholders by the weighted average number of common shares outstanding during the period. The Company has no dilutive shares.

	2025	2024
Net income, thous. tenge	240,411	235,279
Number of common shares, pieces	2,451,604	2,451,604
<b>Basic and diluted earnings per share, tenge</b>	<b>98</b>	<b>96</b>

**(c) Book value of the share**

Book value of the share was calculated in accordance with the requirement of article 9.2.1 of KASE Listing rules. The book value of the share was presented as follows:

thousand tenge (unless otherwise specified)	2025	2024
Assets	1,626,236	1,449,348
Intangible assets (within fixed assets)	(2,497)	(3,564)
Liabilities	(157,108)	(220,631)
Net assets	1,466,631	1,225,153
Number of common shares, pieces	2,451,604	2,451,604
<b>Book value per share, tenge</b>	<b>598</b>	<b>500</b>

**(d) Dividends**

In 2025, according to the decision of the shareholders, it was decided not to accrue and not to pay dividends for 2024. In 2024, the Group accrued and paid dividends for 2023 in the amount of 93,166 thousand tenge, and also paid dividends accrued for 3 quarters of 2023 in the amount of 168,572 thousand tenge.

**19. Financial Risk Management Objectives and Policies**

**(a) Overview**

The use of financial instruments exposes the Group to the following types of risk:

- Credit risk;
- Liquidity risk;
- Market risk.

The Group's Management bears full responsibility for the organization of the risk management system and for overseeing its operation.

**19. Financial Risk Management Objectives and Policies, continued**

The Group's risk management policies are established to identify and analyze the risks faced by the Group, to set appropriate risk limits and controls, and to monitor risks and adherence to limits. Risk management policies and systems are reviewed regularly to determine whether changes are necessary to reflect changes in market conditions and the Group's activities. The Group establishes training and management standards and procedures to create a structured and effective control environment in which all employees understand their roles and responsibilities.

The Group's Management oversees compliance with the Group's risk management policies and procedures and reviews the adequacy of the risk management framework in relation to the risks faced by the Group.

**(b) Categories and fair values of financial assets and liabilities**

**Categories of financial assets and liabilities**

thousand tenge	Note.	2025	2024
<b>Financial assets measured at amortised cost</b>			
Cash assets	9	113,070	21,151
Receivables Under Repo Transactions	10	177,065	134,107
Trade and other accounts receivable	12	147,301	51,017
Loans issued	14	539,157	397,458
		<b>976,593</b>	<b>603,733</b>
<b>Financial assets at fair value through gains or losses</b>			
Investments at fair value through profit or loss	11(a)	572,188	807,349
		<b>572,188</b>	<b>807,349</b>
<b>Financial assets at fair value through other comprehensive income</b>			
Investments at fair value through other comprehensive income	11(b)	200	200
		<b>200</b>	<b>200</b>
<b>Financial liabilities measured at amortised cost</b>			
Trade and other accounts payable	16	(70,875)	(197,291)
		<b>(70,875)</b>	<b>(197,291)</b>

**Fair value**

The fair value of financial assets and liabilities approximates their carrying amounts.

**(c) Credit risk**

Credit risk is the risk of financial loss to the Group if a customer or counterparty to a financial instrument fails to meet its contractual obligations. This risk arises principally from the Group's trade and other receivables, including repurchase receivables, and cash and loans receivable.

The carrying amount of financial assets represents the maximum exposure to credit risk. The maximum exposure to credit risk at December 31 was:

thousand tenge	2025	2024
Cash (net of cash on hand)	113,070	21,151
Receivables Under Repo Transactions	177,065	134,107
Trade and other accounts receivable	147,301	51,017
Loans issued	539,157	397,458
	<b>976,593</b>	<b>603,733</b>

**19. Financial Risk Management Objectives and Policies, continued**

**Cash assets**

Credit risk relating to cash is monitored and controlled by the Group's Management in accordance with the Group's policy. Free cash is placed within specified limits with the most reliable Kazakhstan banks with credit ratings from Moody's ranging from "Ba3" to "Baa2". This policy is aimed at reducing the concentration of credit risk and minimizing possible financial losses in case of non-fulfillment by banks of their contractual obligations.

thousand tenge	2025	2024
Ratings from "Baa1" to "Baa3"	13,402	3,223
Ratings from "Ba1" to "Ba3"	211	–
No rating (Central Securities Depository JSC)	72,732	6,368
No rating (Kazakhstan Stock Exchange JSC)	26,725	11,560
	<b>113,070</b>	<b>21,151</b>

**Trade and other accounts receivable**

The Group's exposure to credit risk is influenced mainly by the individual characteristics of each customer. These trade receivables relate to customers who operate on installment payment terms. The Group continuously monitors trade receivables to minimize doubtful accounts.

The Group's exposure to credit risk relates entirely to customers in Kazakhstan.

The Group establishes an allowance for impairment of receivables, which represents its estimate of expected credit losses. Trade receivables by age at December 31:

thousand tenge	Total	Percentage of expected losses	Impairment
<b>2025</b>			
Undue	154,299	5%	6,998
More than 270 days	33,705	100%	33,705
	<b>188,004</b>	<b>22%</b>	<b>40,703</b>
<b>2024</b>			
Undue	71,018	28%	20,001
More than 270 days	35,512	100%	35,512
	<b>106,530</b>	<b>52%</b>	<b>55,513</b>

**19. Financial Risk Management Objectives and Policies, continued**

**(d) Liquidity risk**

The Group manages liquidity risk by monitoring forecast cash flows and maintaining a balance between continued funding and flexibility through the use of asset purchases in installments.

**Maturities of Financial Liabilities**

The table below analyzes the Group's financial liabilities payable on a gross basis into relevant maturity groupings based on the period between the reporting date and the contractual maturity dates:

thousand tenge	Upon request	Less than three months	Three to 12 months	One to five years	Total
<b>2025</b>					
Cash assets	113,070	–	–	–	113,070
Receivables Under Repo Transactions	177,065	–	–	–	177,065
Investments at fair value through profit or loss	–	572,188	–	–	572,188
Investments at fair value through other comprehensive income	–	–	–	200	200
Trade and other accounts receivable	–	147,301	–	–	147,301
Loans issued	–	–	539,157	–	539,157
Trade and other accounts payable	(44,547)	(26,328)	–	–	(70,875)
	<b>245,588</b>	<b>693,161</b>	<b>539,157</b>	<b>200</b>	<b>1,478,106</b>
<b>2024</b>					
Cash assets	21,151	–	–	–	21,151
Receivables Under Repo Transactions	134,107	–	–	–	134,107
Investments at fair value through profit or loss	–	807,349	–	–	807,349
Investments at fair value through other comprehensive income	–	–	–	200	200
Trade and other accounts receivable	–	51,017	–	–	51,017
Loans issued	–	–	397,458	–	397,458
Trade and other accounts payable	(44,469)	(152,822)	–	–	(197,291)
	<b>110,789</b>	<b>705,544</b>	<b>397,458</b>	<b>200</b>	<b>1,213,991</b>

**(e) Price risk**

Price risk is the risk of changes in the value of a financial instrument as a result of changes in market prices, regardless of whether these changes are caused by factors specific to an individual security or its issuer, or by factors affecting all securities traded on the market. The Group is exposed to price risk due to the impact of general or specific market changes on its financial instruments.

A 1% increase (decrease) in the prices of financial assets as at 31 December would have resulted in an increase (decrease) in after-tax income by the amounts shown in the table below. This analysis assumes that all other variables remain unchanged.

thousand tenge	2025	2024
Investments measured at fair value through gains or losses – impact on net income	5,722	8,073
Investments measured at fair value through other comprehensive income – impact on equity	2	2

**19. Financial Risk Management Objectives and Policies, continued**

**(e) Interest rate risk**

The Group has no floating rate financial instruments at the reporting dates and is not exposed to interest rate risk.

**(g) Currency risk**

The Group is exposed to currency risk on transactions denominated in a currency other than its functional currency.

The Group's exposure to foreign currency risk was as follows:

thousand tenge	US Dollar	Euro	Russian ruble
<b>2025</b>			
Trade and other accounts receivable	58,489	73	-
Cash assets	90,500	3,022	-
Advances Paid and Other Current Assets	4,345	1	500
Trade and other accounts payable	(875)	-	-
	<b>152,459</b>	<b>3,096</b>	<b>500</b>
<b>2024</b>			
Investments at fair value through profit or loss	115,451	-	
Trade and other accounts receivable	6,616	-	
Cash assets	2,236	-	
Trade and other accounts payable	(127,447)	-	
	<b>(3,144)</b>		

Financial instruments presented in Tenge are not exposed to currency risk and are included for reconciliation of totals.

**Sensitivity Analysis**

The table below summarizes the change in the financial result due to possible changes in exchange rates used at the reporting date:

thousand tenge	2025		2024	
	Increase in exchange rate, %	Effect on profit	Increase in exchange rate, %	Effect on profit
US Dollar	10	(15,246)	10	(314)
Euro	10	(310)	10	-
Russian ruble	10	(50)	10	-
thousand tenge	2024		2023	
	Decrease in exchange rate, %	Effect on profit	Decrease in exchange rate, %	Effect on profit
US Dollar	10	15,246	10	314
Euro	10	310	10	-
Russian ruble	10	50	10	-

**19. Financial Risk Management Objectives and Policies, continued**

**(h) Capital Management**

The Group's main objectives in relation to capital management are to ensure the security and maintenance of the Group's business activities on a continuous basis, as well as to maintain an optimal capital structure to maximise the returns of owners and other stakeholders by reducing the cost of capital of the Group. The Group's general policy has remained unchanged since 2022.

**20. Contingencies and Commitments**

**(a) Taxation contingencies in Kazakhstan**

**Uncertainties in the Interpretation of Tax Legislation**

The Group is subject to uncertainties regarding its tax liabilities. Kazakhstan tax legislation and practice are in a state of continuous development and therefore are subject to changes and varying interpretations, which may apply retrospectively.

Management's interpretation of such legislation as applied to the transactions and activity of the Group may not coincide with that of the tax authorities. As a result, transactions and operations may be challenged by the relevant tax authorities, which may result in additional taxes, penalties and interest being levied against the Group, which could have a material adverse effect on the Group's financial position and results of operations.

**Period of Additional Taxation**

The tax authorities in Kazakhstan have the right to impose additional taxes for a period of three or five years following the end of the relevant tax period, depending on the category of taxpayer or tax period. In certain cases, this period may be extended for a further three years.

**Possible Additional Tax Liabilities**

Management believes that the Group is in compliance with the tax legislation in force in Kazakhstan and the tax terms of the contracts entered into that affect its operations and, therefore, no additional tax liabilities are likely to arise. However, for the reasons set out above, there remains a risk that the relevant tax authorities may interpret the contractual provisions and tax legislation differently.

As a result, additional tax liabilities may arise. However, due to a number of uncertainties described above, it is impracticable for management to estimate the financial effect of any potential additional tax liabilities, if any, and any interest and penalties for which the Group may be liable.

**(b) Insurance**

The insurance industry in the Republic of Kazakhstan is in a developing state and many forms of insurance protection common in other parts of the world are not generally available in Kazakhstan. The insurance coverage available does not provide full coverage in the event of significant losses.

**(c) Legal proceedings**

In the ordinary course of business, legal proceedings may be instituted against the Group. Management believes that the ultimate liability, if any, arising from such actions or complaints will not result in unfavorable material consequences affecting the Group's financial position or results of operations. As of December 31, 2024, the Group was not involved in any significant litigation.

**21. Related Party Transactions**

Related parties include the following:

- Key management personnel.
- Owners.
- Companies under common control.
- Others.

**(a) Management remuneration**

Compensations received by key management are included in salary expenses within general administrative expenses (see note 6) and amounted to 366,891 thousand tenge (2024: 788,951 thousand tenge).

**21. Related Party Transactions, continued**

**(b) Related party transactions**

thousand tenge	Key management personnel	Owners	Companies under common control	Others	Total
<b>2025</b>					
Related parties receivables	–	141,668	6,187	393,950	541,805
Payables to related parties	–	–	–	–	–
Related party income	–	7,218	1,784	84,803	93,805
Related party expenses	–	(80,160)	(10,000)	(61,471)	(151,631)
<b>2024</b>					
Related parties receivables	–	62,185	6,185	336,036	404,406
Payables to related parties	–	(8,800)	–	–	(8,800)
Related party income	435	77,868	74	27,757	106,134
Related party expenses	(595)	(50,616)	–	(25,610)	(76,821)

**(c) Terms and Conditions of Transactions with Related Parties**

Pricing of related party transactions is determined on a regular basis depending on the nature of the transaction.

**22. Group Information**

The consolidated financial statements include the accounts of the Company and its subsidiaries as follows:

	Principal activities	Country of incorporation	Ownership %	
			2025	2024
Tengri Partners Financial Advisory (Kazakhstan) LLP	Other auxiliary activities in financial services other than insurance and pensions	Kazakhstan	100%	100%

**23. Basis Provisions of Accounting Policy**

The Group has consistently applied the following significant accounting policies in the preparation of the financial statements.

**(a) Operations in Foreign Currency**

Transactions in foreign currencies are translated into the Group's functional currency at exchange rates at the dates of the transactions. Monetary assets and liabilities denominated in foreign currencies at the reporting date are translated to the functional currency at the exchange rate at that date. Non-monetary assets and liabilities denominated in foreign currencies that are measured at fair value are translated to the functional currency at the exchange rate at the date when the fair value was determined and those measured at historical cost are translated at the date of the transaction. Exchange differences arising from the translation at the exchange rate at the date of the transaction and from the translation of monetary assets and liabilities at the exchange rate at the reporting date are recognized in the income and expense statement.

**23. Basis Provisions of Accounting Policy, continued**

The following exchange rates have been used in the preparation of the financial statements:

	2025		2024	
	End of the year	Average	End of the year	Average
US Dollar	505.53	521.37	525.11	469.31
Russian ruble	6.34	6.26	4.88	5.07
Euro	593.44	589.27	546.74	507.49

**(b) Fixed assets**

**Recognition and Accounting**

Items of fixed assets are stated at cost less accumulated depreciation and impairment losses.

Cost includes expenditure that is directly attributable to the acquisition of the asset. The cost of self-constructed assets includes the cost of materials and direct labor, any other costs directly attributable to bringing the asset to a working condition for its intended use, and the costs of dismantling and removing the items and restoring the site on which they are located and capitalized borrowing costs. Purchased software that is integral to the functionality of the related equipment is capitalized as part of the cost of that equipment.

Where an item of fixed assets comprises major components having different useful lives, each component is accounted for as a separate item (major component) of fixed assets.

Any gain or loss on disposal of an item of fixed assets is determined by comparing the proceeds from disposal with the carrying amount of the item and is recognized net within "other income" or "other expenses" in net income or loss.

**Depreciation**

Depreciation is recognized on a straight-line basis over the estimated useful life of the asset to its residual value. The expected useful lives of fixed assets are:

- Computers and office equipment                      3-5 years;
- Furniture and other    5-10 years.

The estimated useful lives and residual values of fixed assets are reviewed at each reporting date.

**(c) Impairment**

The carrying amounts of long-lived assets are reviewed for impairment whenever events or changes in circumstances indicate that their carrying amounts may not be recoverable. If any indication of impairment exists, an assessment is made to determine whether the carrying amount of the assets exceeds their recoverable amount. This analysis is performed on an asset-by-asset basis, except for assets that do not generate cash inflows on their own. In this case, the analysis is performed at the level of the cash-generating unit.

Where the carrying amount of an asset or cash-generating unit exceeds its recoverable amount, a provision is made to record the asset at the lower amount. Reversals of impairment losses are recognized in income and expenses.

**Calculation of Recoverable Amount**

The recoverable amount of an asset is determined as the higher of its value in use and its fair value less costs to sell. In assessing value in use, the estimated future cash flows are discounted to their present value using a pre-tax discount rate that reflects current market assessments of the time value of money and the risks specific to the asset. The recoverable amount of assets that do not generate cash inflows independently is determined as part of the recoverable amount of the cash-generating unit to which the assets belong.

**Reversal of Impairment Losses**

A previously recognized impairment loss is reversed if there has been a change in the estimates used to determine the recoverable amount. An impairment loss is reversed only to the extent that the asset's carrying amount does not exceed the carrying amount that would have been determined, net of depreciation or amortization, if no impairment loss had been recognized.

**23. Basis Provisions of Accounting Policy, continued**

**(d) Accounts receivable**

Accounts receivable are recognized at the billed amount less expected credit losses and generally exclude interest. Expected credit losses are recognized in a valuation allowance account if recovery of that amount is possible. Otherwise, the carrying amount of the receivable is written off.

The accounting policy for accounts receivable is discussed under "Financial Instruments".

**(e) Cash**

Cash includes cash at banks available on demand and subject to insignificant risk of changes in value and cash on hand.

**(f) Borrowings**

Borrowings are initially recognized at the fair value of the proceeds received less directly attributable transaction costs. Subsequent to initial recognition, borrowings are measured at amortized cost using the effective interest method.

**(g) Provisions**

Provisions are recognized when the Group has a present legal or constructive obligation as a result of a past event, it is probable that an outflow of economic resources will be required to settle the obligation, and a reasonable estimate of the amount can be made. If the effect of the time value of money is material, provisions are measured by discounting the expected future cash flows at a pre-tax rate that reflects current market assessments of the time value of money and, where appropriate, the risks specific to the liability.

Where discounting is used, the increase in the provision due to the passage of time is recognized as a finance cost. Over time, the discounted provision is increased (decreased) by the amount of the change in present value based on discount rates that reflect current market assessments and the risks specific to the liability. At the time the provision is established, the related asset is capitalized if future economic benefits are expected to arise from its use and depreciated using the unit-of-production method.

**(h) Pension obligations**

The Group does not have any pension arrangements separate from the State pension system of the Republic of Kazakhstan, which requires current contributions by both the employer and employee calculated at a defined percentage of salary.

**(i) Revenue**

At the inception of a contract to sell goods or services ("assets"), the Group evaluates the assets promised under the contract with a customer and identifies as a performance obligation each promise to transfer to the customer an asset that is distinct or a series of distinct assets that are substantially the same and are transferred to the customer in a similar pattern.

**Fee and Commission Income**

Commissions are recognized as revenue in the period in which they are earned, unless they relate to services to be provided in future periods. If they are fees for services to be rendered in future periods, they are deferred and recognized in the income and expense statement as services provided over the term of the contract. Origination and other one-time commissions are also deferred and recognized over the duration of the contract.

**23. Basis Provisions of Accounting Policy, continued**

**Interest Income and Expense**

Interest income is recognized in the income and expense statement as it accrues, taking into account the effective yield on the asset or the applicable floating rate. Interest income also includes amortization of premium or discount.

Once the recorded value of a financial asset or a group of financial assets has been reduced due to an impairment loss, interest income continues to be recognized using the original effective interest rate based on the new carrying amount.

**Realized Incomes and Losses Recognized in the Income and Expense Statement**

Realized incomes and losses from the disposal of property, plant, and equipment are calculated as the difference between the net proceeds from the sale and the asset's original or amortized cost. Realized incomes and losses are recognized in the income and expense statement when the sale transaction is completed.

**(j) Financial income**

Financial income comprises interest income on funds invested. Interest income is recognized as it accrues, calculated using the effective interest method.

**(k) Income tax expense**

Income tax expense comprises current and deferred tax. Income tax expense is recognized in income or loss except to the extent that it relates to items recognized in equity, in which case it is also recognized in equity.

Current income tax expense is the expected tax payable on the taxable income for the year, together with any adjustment to tax payable in respect of previous years.

Deferred tax is provided using the balance sheet liability method, providing for temporary differences between the carrying amounts of assets and liabilities for financial reporting purposes and the amounts used for taxation purposes.

Deferred tax assets and liabilities are measured at tax rates that are expected to apply to the period when the asset is realized or the liability is settled, based on tax rates (and tax laws) that have been enacted or substantively enacted at the balance sheet date.

A deferred tax asset is recognized only to the extent that it is probable that future taxable income will be available against which the asset can be utilized. Deferred tax assets are reduced to the extent that it is no longer probable that the related tax benefit will be realized.

Deferred tax assets and liabilities are offset when there is a legally enforceable right to set off current tax assets against current tax liabilities and when the deferred taxes relate to the same taxable entity and the same taxation authority.

**(m) Financial instruments**

The Group recognizes financial assets and liabilities on its statement of financial position when it becomes a party to the contractual provisions of the instrument.

**Financial Assets**

**Initial recognition and measurement**

Financial assets within the scope of IFRS 9 are classified as financial assets at amortized cost, at fair value through income or loss or at fair value through other comprehensive income, as appropriate. The Group determines the classification of its financial assets at initial recognition depending on its business model for managing financial assets and contractual cash flow obligations.

**23. Basis Provisions of Accounting Policy, continued**

A financial asset is classified and measured at amortized cost or fair value through other comprehensive income if the cash flows are “solely payments of principal and interest” on the principal outstanding. Financial assets with cash flows that do not meet the cash flow criteria are classified as at fair value through profit or loss, irrespective of the business model.

When financial assets are recognized initially, they are measured at fair value, being the consideration received plus directly attributable transaction costs. Any incomes or losses on initial recognition are recognized in the income and expense statement.

**Subsequent evaluation**

Financial assets classified at amortized cost are accounted for using the effective interest rate (hereinafter referred to the “EIR”) method. Amortized cost is calculated by taking into account discounts or premiums and acquisition commissions. Amortization of the difference between nominal value and amortizable value is recognized in the income and expense statement within finance income.

Financial assets at fair value through profit or loss are carried in the statement of financial position at fair value with net changes in fair value recognized in the income and expense statement.

**Derecognition**

A financial asset is derecognized when the Group loses control over the contractual rights that comprise that asset. This occurs when the rights are realized, expire or are transferred.

**Impairment of Financial Assets**

The Group estimates the expected credit losses that may arise from financial assets measured at amortized cost. This estimate includes the likelihood that events will occur as a result of which the counterparty will be unable to pay amounts due according to contractual obligations.

Expected credit losses are calculated for possible events during the term of financial assets carried at amortized cost. Where receivables are not carried at amortized cost and there has been no significant change in the credit risk of the financial asset since initial recognition, the expected credit losses are calculated for events that are likely to occur within 12 months of the reporting date.

**Financial Liabilities**

**Initial recognition and measurement**

Financial liabilities within the scope of IFRS 9 are classified as financial liabilities at fair value through income or loss and measured at amortized cost, as appropriate. The Group determines the classification of its financial liabilities at initial recognition.

All financial liabilities are recognized initially at fair value, being the consideration paid. Financial liabilities measured at amortized cost include directly attributable transaction costs.

**Subsequent evaluation**

Trade and other payables are measured at amortized cost using the EIR method. Amortized cost is calculated by taking into account discounts or premiums and acquisition commissions. Amortization of the difference between nominal value and amortizable value is recognized in the income and expense statement within finance costs.

Financial liabilities at fair value through income or loss are carried in the statement of financial position at fair value with net changes in fair value recognized in the income and expense statement.

**23. Basis Provisions of Accounting Policy, continued**

**Derecognition**

A financial liability is derecognized when the obligation under the liability is discharged, cancelled, or expires. Where an existing financial liability is replaced by another from substantially different terms, or the terms of an existing liability are substantially modified, such an exchange or modification is treated as a derecognition of the original liability and the recognition of a new liability, and the difference in the respective carrying amounts is recognized in the income and expense statement.

**Financial Instruments Offset**

Financial assets and financial liabilities are offset and the net amount presented in the statement of financial position only when there is a legally enforceable right to offset the recognized amounts and there is an intention to settle on a net basis, or to realize the assets and settle the liabilities simultaneously.

**Fair Value of Financial Instruments**

At each reporting date, the fair value of financial instruments that are traded in an active market is determined based on quoted prices, without adjustments for transaction costs. The fair value of financial assets that are not traded in an active market is determined using appropriate valuation techniques. Such techniques may include using recent arm's length market transactions, current fair value of a substantially similar instrument, discounted cash flows and other valuation techniques.

**24. Events after the reporting period**

In accordance with the decision of the Board of Directors (Minutes of the absentee meeting № 4 dated February 25, 2026), the following decisions were made:

- On amendments to the Charter of Tengri Partners Investment Banking (Kazakhstan) JSC in connection with the change of location;
- Determination of the procedure for distribution of the company's net income for the past financial year and the amount of dividend per one ordinary share of the company

These consolidated financial statements were approved by the Group's management on 26 March 2026 and signed on its behalf:



**Nurlan Yessembayev**  
Chairman of the Board  
Tengri Partners Investment Banking (Kazakhstan) JSC



**Aigul Tatybayeva**  
Chief Accountant  
Tengri Partners Investment Banking (Kazakhstan) JSC